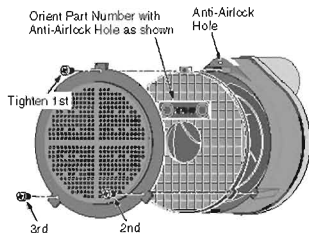


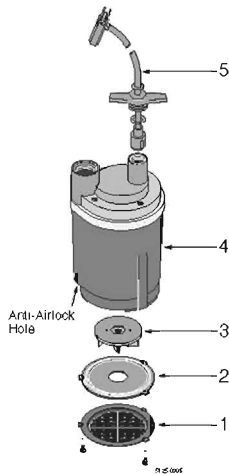
Models

FP0S1300X-08

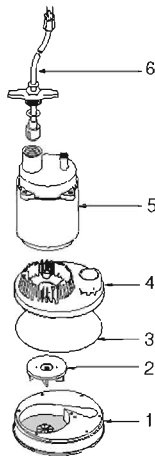
FP0S1600X-08



Install shield and tighten screws in sequence as shown.



Models
FP0S1100X
FP0S1250X-08



Key	Part Description	Qty.	Part No.
1	Screen	1	PS8-5P
2	Shield	1	PS70-3P
3	Impeller - S1300X	1	PS5-24P
3	Impeller - S1600X	1	PS5-25P
4	Motor	1	**
5	Power Cord	1	PS117-54-TSU
•	Garden Hose Adapter	1	FT0013-43

Key	Part Description	Qty.	Part No.
1	Lower Base Plate	1	FP0005797A
2	Impeller (FP0S1100X)	1	PS5-24PA
2	Impeller (FP0S1250X)	1	PS5-24P
3	Volute Gasket	1	U9-406
4	Upper Base Plate	1	FP0005796A
5	Motor	1	**
6	Power Cord	1	PS117-54-TSU
•	Garden Hose Adapter	1	FT0013-43

** If motor fails, replace entire pump.

• Not Illustrated.

** If motor fails, replace entire pump.

• Not Illustrated.