

BERKELEY® K-SERIES

4" Submersible Pumps

The K-Series 4" Submersible Pumps in 5, 7, 10 and 20 GPM models offer dependable performance and value.

K-Series pumps will handle dry run conditions.

Proven "Floating Impeller" staging system is designed with a corrosive resistant stainless steel wear surface that greatly reduces problems with abrasives and sand lock-up.

Powered by water-filled submersible motors.

APPLICATIONS

Water systems... for residential, commercial, irrigation and farm use.

SPECIFICATIONS

Shell – Stainless steel

Discharge – Fiberglass-reinforced thermoplastic

Discharge Bearing – Nylatron®

Impellers – Acetal

Diffusers – Polycarbonate

Suction Caps – Polycarbonate with stainless steel insert

Thrust Pads – Proprietary spec.

Shaft and Coupling – Stainless steel 300 grade

Motor Bracket/Intake Screen – Fiberglass-reinforced thermoplastic

Check Valve – Durable internal check valve

Cable Guard – Rigid PVC

K-SERIES COMPOSITE FEATURES

Proven "Floating Impeller" Staging System – Incorporates 1st-in-class performance, sand handling and thrust management staging system with the industry exclusive "dry-run" design element. Reinforced engineered composites and stainless steel, offering high resistance to corrosion and abrasion.

Discharge – Tested-tough, fiberglass-reinforced thermoplastic, with proven internal check valve. Large wrench flats and rope hole.

Shell – 300-grade stainless steel pump shell offers high corrosion resistance.

Shaft – Hexagonal 3/8", 300-grade stainless steel pump shaft; offers generous impeller drive surfaces.

Shaft Bearing – Exclusive self-lubricating Nylatron® bearing resists wear surface from sand.

Motor Bracket – Tested-tough, fiberglass-reinforced thermoplastic; incorporates an integral suction screen.

Cable Guard – Corrosion resistant rigid PVC with 300-grade stainless steel fasteners.



BERKELEY®

K-SERIES

4" Submersible Pumps

ORDERING INFORMATION

GPM	Motor Type	HP	Stages	Phase	Volt	Catalog Number	Weight Pounds*
5 GPM	2 wire	1/2	12	1	115V	B5K05121	27.2
		1/2	12	1	230V	B5K05221	27.2
		3/4	17	1	230V	B5K07221	32.7
	3 wire	1	21	1	230V	B5K10221	35.5
		1/2	12	1	230V	B5K05231	26.1
		3/4	17	1	230V	B5K07231	31.4
7 GPM	2 wire	1	21	1	230V	B5K10231	34.1
		1/2	10	1	115V	B7K05121	27.2
		1/2	10	1	230V	B7K05221	27.2
	3 wire	3/4	13	1	230V	B7K07221	32.7
		1	17	1	230V	B7K10221	35.5
		1/2	10	1	230V	B7K05231	26.1
10 GPM	2 wire	3/4	13	1	230V	B7K07231	31.4
		1	17	1	230V	B7K10231	34.1
		1/2	7	1	115V	B10K05121	27.2
		1/2	7	1	230V	B10K05221	27.2
	3 wire	3/4	9	1	230V	B10K07221	32.7
		1	12	1	230V	B10K10221	35.5
		1 1/2	16	1	230V	B10K15221	42.9
		1/2	7	1	230V	B10K05231	26.1
		3/4	9	1	230V	B10K07231	31.4
20 GPM	2 wire	1	12	1	230V	B10K10231	34.1
		1 1/2	16	1	230V	B10K15231	41.4
	3 wire	1	7	1	230V	B20K10221	35.5
		1 1/2	9	1	230V	B20K15221	42.9
		1	7	1	230V	B20K10231	34.1
		1 1/2	9	1	230V	B20K15231	41.4

*Length and weight are approximate

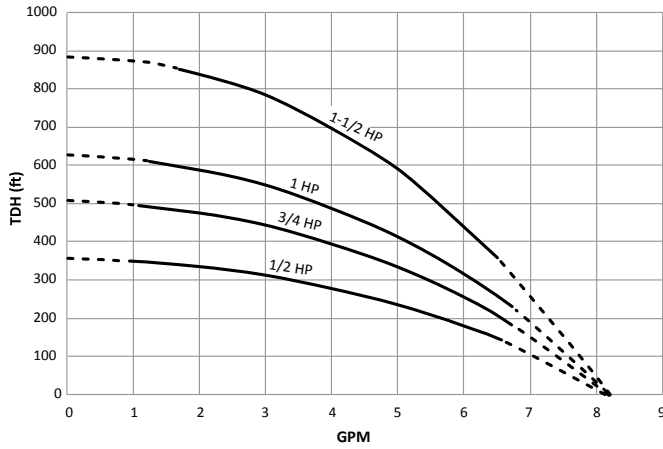
PUMP PERFORMANCE (Capacity in Gallons Per Minute)

HP	PSI	Stages	Pumping Depth in Feet												Shutoff Head		
			20'	40'	60'	80'	100'	150'	200'	300'	400'	500'	600'	700'	Feet	PSI	
5 GPM																	
1/2	40	12	-	6.8	6.5	6.2	5.8	4.9	3.8	-	-	-	-	-	-	356	154
3/4	40	17	-	-	-	6.9	6.7	6.2	5.6	4.2	1.7	-	-	-	-	505	219
1	40	21	-	-	-	-	-	6.6	6.2	5.3	4.1	2.2	-	-	-	624	270
1 1/2	40	30	-	-	-	-	-	-	-	6.4	5.8	5.0	4.2	3.1	-	891	386
7 GPM																	
1/2	40	10	-	9.5	9.0	8.5	7.9	6.4	4.1	-	-	-	-	-	-	329	142
3/4	40	13	-	-	9.9	9.5	9.1	8.1	7.0	3.6	-	-	-	-	-	428	185
1	40	17	-	-	-	-	-	9.3	8.5	6.8	4.3	-	-	-	-	560	242
1 1/2	40	21	-	-	-	-	-	-	9.3	8.1	6.6	4.7	-	-	-	692	300
HP	PSI	Stages	Pumping Depth in Feet												Shutoff Head		
			20'	40'	60'	80'	100'	140'	180'	220'	260'	300'	340'	380'	Feet	PSI	
10 GPM																	
1/2	40	7	13.4	12.3	11.0	9.6	8.0	3.3	-	-	-	-	-	-	-	243	105
3/4	40	9	14.7	13.9	13.1	12.2	11.2	9.0	6.1	-	-	-	-	-	-	313	135
1	40	12	-	15.2	14.7	14.1	13.4	12.1	10.6	8.9	6.8	3.9	-	-	-	417	181
1 1/2	40	16	-	-	-	15.3	14.9	14.0	13.0	12.0	10.9	9.7	8.3	6.7	-	556	241
20 GPM																	
1	40	7	25.4	23.7	21.8	19.7	17.5	11.5	-	-	-	-	-	-	-	262	113
1 1/2	40	9	-	26.2	24.9	23.5	22.1	18.8	14.9	9.3	-	-	-	-	-	337	146

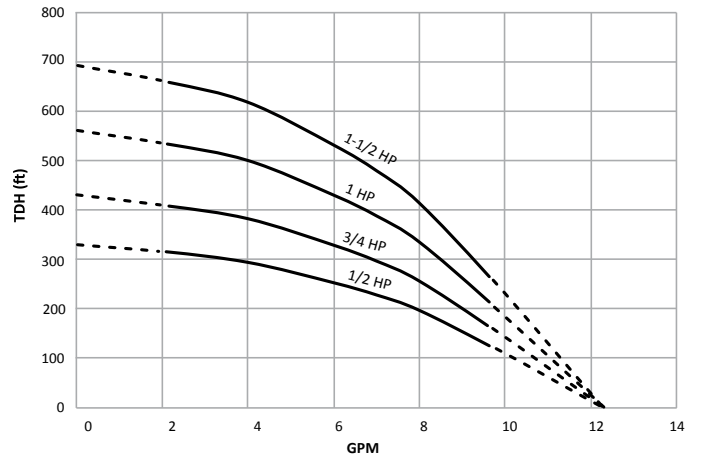
BERKELEY® K-SERIES

4" Submersible Pumps

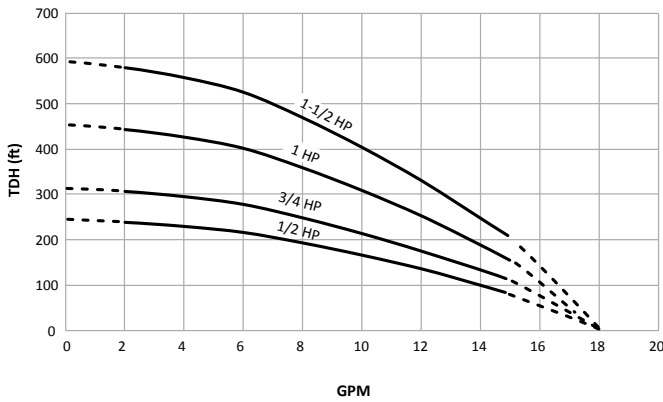
PUMP PERFORMANCE – 5 GPM



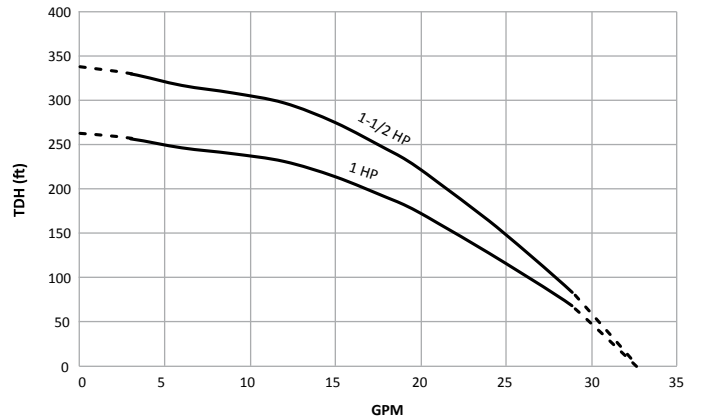
PUMP PERFORMANCE – 7 GPM



PUMP PERFORMANCE – 10 GPM



PUMP PERFORMANCE – 20 GPM

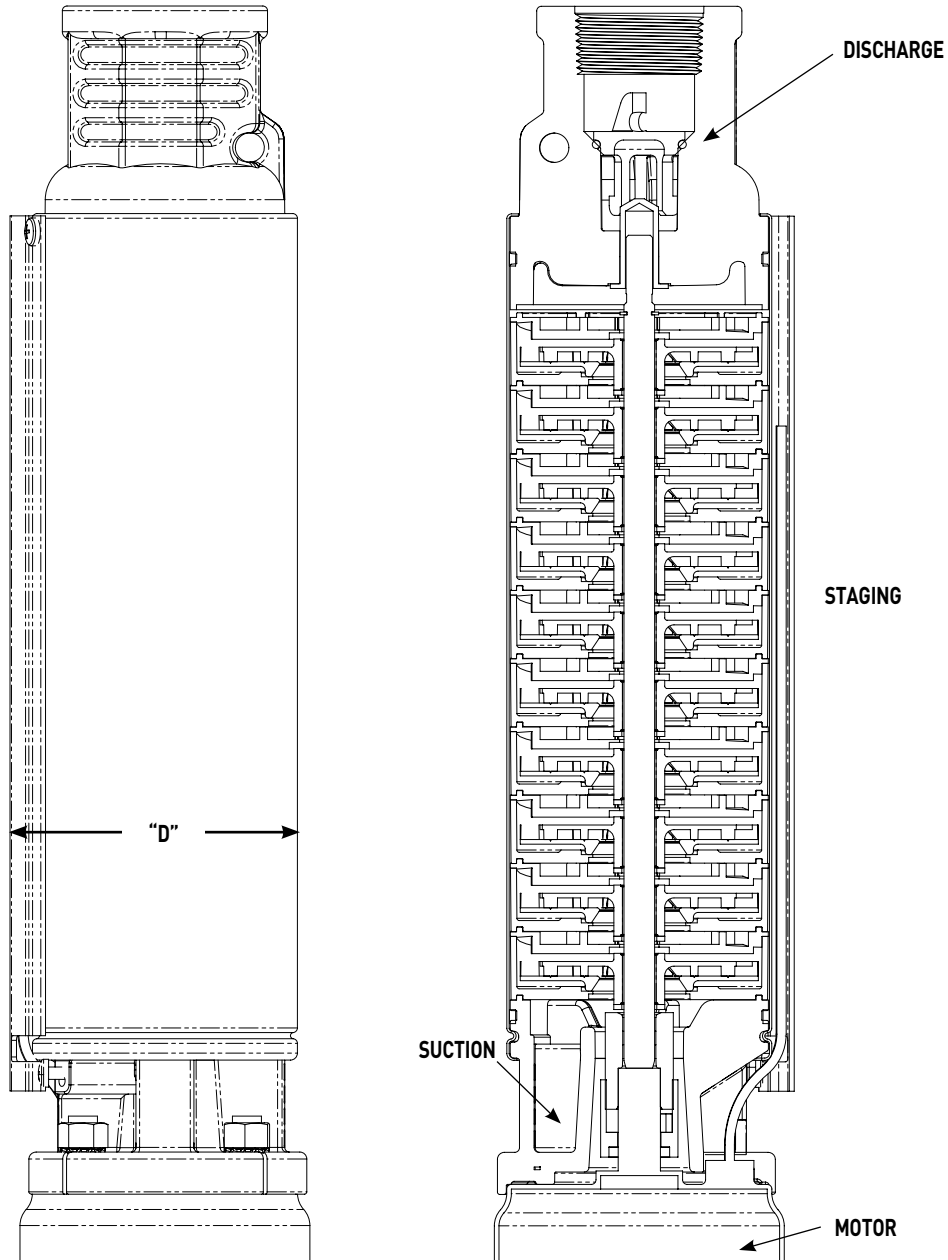


BERKELEY® K-SERIES

4" Submersible Pumps

OUTLINE DIMENSIONS

DISCHARGE		
GPM	NPT	"D"
5	1-1/4"	3-3/4"
7	1-1/4"	3-3/4"
10	1-1/4"	3-7/8"
20	1-1/4"	3-7/8"



Dimensions (in inches) are for estimating purposes only.



293 WRIGHT STREET, DELAVAN, WI 53115 WWW.BERKELEYPUMPS.COM
PH: 888-782-7483 ORDERS FAX: 800-426-9446

Because we are continuously improving our products and services, Pentair reserves the right to change specifications without prior notice.

© 2014 Pentair Ltd. All Rights Reserved.

B10232WS (09/05/14)