


CENTRIFUGAL PUMPS

PQP SERIES



Quick priming PQP series pumps feature lightweight construction in a self-priming design. These models offer a stronger pump body with reinforcement ribs and also a new 2" suction that is designed for the professional pump contractor.

APPLICATIONS

Turf sprinkling and water transfer for residential and light commercial.

SPECIFICATIONS

- ◆ **Pump Body:** Fiberglass-reinforced engineered composite .
- ◆ **Base:** High-impact composite.
- ◆ **Seal Plate:** Fiberglass-reinforced engineered composite.
- ◆ **Impeller:** Polycarbonate.
- ◆ **Diffuser:** Polycarbonate.
- ◆ **Shaft:** Stainless steel.
- ◆ **Clamp:** Stainless steel.

FEATURES

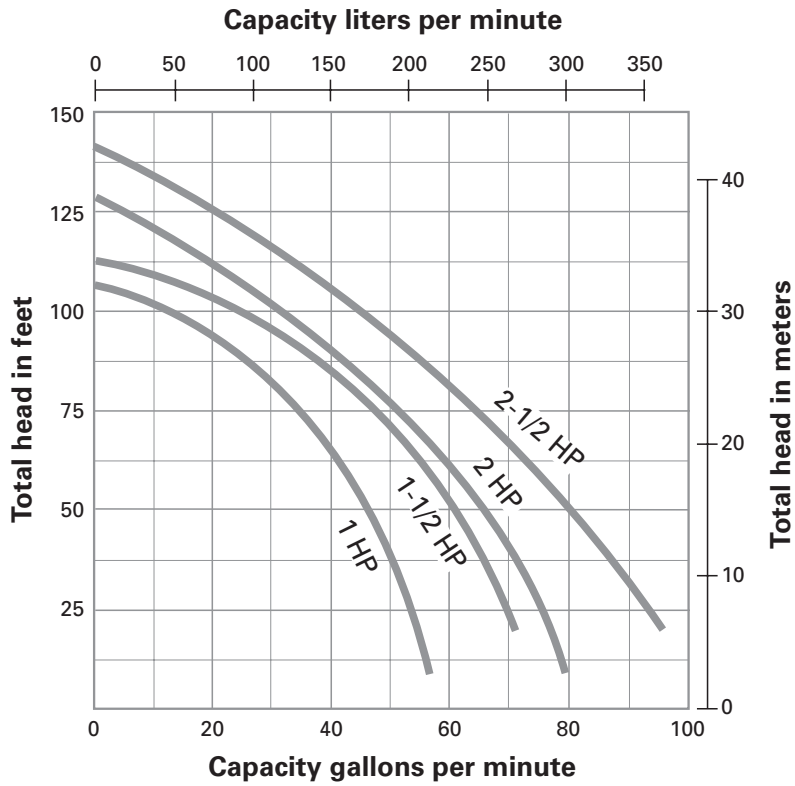
- ◆ **1, 1-1/2, 2 and 2-1/2 HP.**
- ◆ **Single Phase:** 115/230V dual voltage, 60 Hz; ODP.
- ◆ **Pump Body:** Fiberglass reinforced, polypropylene pump body and seal plate that is lightweight and corrosion resistant while being exceptionally strong.
- ◆ **Drain Port:** Provided for easy winterization.
- ◆ **Pump Base:** Corrosion resistant composite.
- ◆ **Easy Service:** Easy serviceable back with pullout design.
- ◆ **Motor:** 2 compartment, square flange motor with thermal overload protection.
- ◆ **Rapid Priming:** Once pump body is filled with water.

ORDERING INFORMATION

CATALOG NUMBER	HP	PIPE SIZES		MOTOR VOLTAGE	APPROX. WT. LBS.
		SUCTION	DISCHARGE		
PQP10	1	1-1/2"	1-1/2"	115/230	38
PQP15	1-1/2	1-1/2"	1-1/2"	115/230	41
PQP20	2	2"	2"	230	52
PQP25	2-1/2	2"	2"	230	54

CENTRIFUGAL PUMPS PQP SERIES

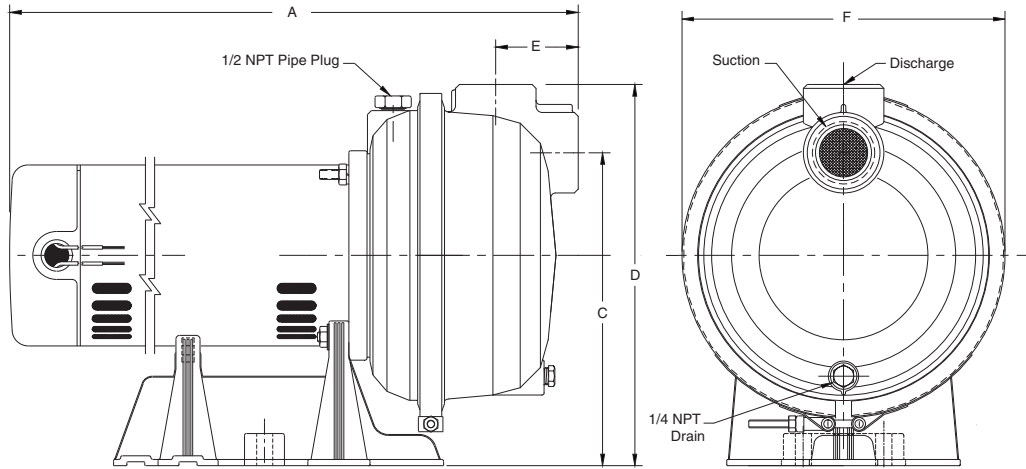
PUMP PERFORMANCE



CAPACITY IN GALLONS PER MINUTE

DISCHARGE PRESSURE PSI	0.2531					PQP15					PQP20					PQP25				
	DISTANCE ABOVE WATER																			
	5'	10'	15'	20'	25'	5'	10'	15'	20'	25'	5'	10'	15'	20'	25'	5'	10'	15'	20'	25'
	CAPACITY - GALLONS PER MINUTE																			
10	53	52	50	48	46	67	66	64	61	59	70	69	67	64	62	90	88	86	82	80
20	45	42	39	37	35	59	56	54	50	47	61	59	56	53	50	79	76	72	70	65
30	35	31	27	24	18	48	44	40	37	32	50	48	44	41	37	66	62	57	55	50
40	17	10				31	26	20	10		36	33	25	23	19	50	45	42	37	32
50											16	9				30	23	20		

OUTLINE DIMENSIONS



Dimensions (in inches) are for estimating purposes only.

CATALOG NO.	A	C	D	E	F
PQP10	17.58	9.71	11.82	2.52	10.18
PQP15	18.46	9.71	11.82	2.52	10.18
PQP20	20.0	8.88	12.38	3.81	11.18
PQP25	20.5	8.88	12.38	3.81	11.18



293 Wright Street
 Delavan, WI 53115
 Ph: 866.973.6835
 Fx: 800.426.9446

490 Pinebush Rd., Unit 4
 Cambridge, Ontario
 Canada N1T 0A5
 Ph: 800.363.7867
 Fx: 888.606.5484

pentair.com

All indicated Pentair trademarks and logos are property of Pentair. Third party registered and unregistered trademarks and logos are the property of their respective owners. Because we are continuously improving our products and services, Pentair reserves the right to change specifications without prior notice. Pentair is an equal opportunity employer.

©2022 Pentair. All Rights Reserved.

M9140WS (12-15-22)